

...making light work for YOU!



Before treatment



After one treatment



Before treatment



After one treatment

Ask for more details and book
your consultation today.



Consultation Procedure

Prior to any treatment the qualified specialist will provide a full consultation.

The consultation identifies the expectations of the client and provides a complete explanation of the treatment.

A medical history is taken to confirm suitability for treatment and if the client wishes to proceed a written informed

consent is obtained and a test patch is performed to confirm there are no adverse skin reactions to the light.



LYNTON
LASERS


Tel: +44 (0) 1477 536977
Fax: +44 (0) 1477 536978
E-mail: info@lynton.co.uk
Web: www.lynton.co.uk



CE
0120



INVESTOR IN PEOPLE



Red Vein Removal

Using Intense Pulsed Light and laser

a Fast
and effective
treatment for
rosacea, facial
and leg veins

BRINGING YOU
ADVANCED LIGHT TECHNOLOGY
IN CLINICAL TREATMENTS

Red Vein Removal

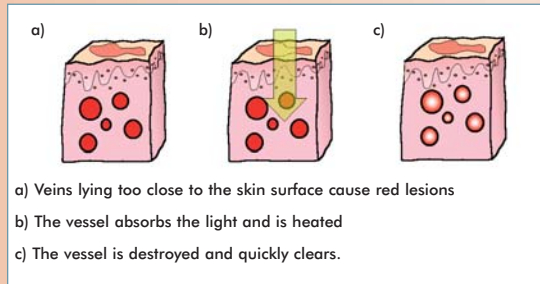
...the light source that works!

How does the treatment work?

Intense pulsed light and laser systems release precisely controlled strong pulses of filtered light that are absorbed by the blood vessel, heating it to a point where it is destroyed. Following treatment the vessels quickly clear and are re-absorbed by the body, leaving little or no trace of the original lesion.



released. The applicator is then moved to the neighbouring area and the process is repeated until the entire area is treated. The chilled gel is removed and the area moisturised.




Am I suitable for treatment?

The fairer the skin, the easier the treatment. Tanned skins cannot be treated. The best response is seen with small thread veins, spider naevi and rosacea. If there are any areas of broken skin, treatment has to be delayed until the area has completely healed.

How does the treatment feel?

No anaesthesia is required and most patients describe the discomfort as moderate and acceptable. Sensations vary but most describe it as a very quick hot pin prick.



Are there any side effects?

Redness and a warm sensation are normal after treatment. A cool pack will be applied to ease these symptoms. The vessels should fade quickly, and some disappear immediately. Very rarely hyperpigmentation (darkening), hypopigmentation (whitening) or blistering of the skin may occur; and these are usually temporary.

How long does each treatment take?

Treatments typically take from 15 to 45 minutes, depending on the type and size of lesion.

How many treatments are necessary?

Typically 1-5 treatments are needed for maximum results, spaced approximately every 4 to 6 weeks.



Which types of veins can be treated?

Facial thread veins, Rosacea, Spider Naevi, Port Wine Stains and Leg veins up to 3mm diameter (by laser).

How is the treatment carried out?

You will be asked to put on goggles to protect your eyes. A layer of chilled gel is applied to the area to guide the light into the skin. The light applicator is placed on the skin and a short pulse of light is

