

Hair Removal

Using Intense Pulsed Light

a Unique solution for long term hair management

...making light work for YOU!

How long does each treatment take?

A facial treatment can take from 15 to 30 minutes, whereas a full leg treatment can take from 1 to 2 hours.

Ask for more details and book your consultation today.



Before treatment



After three treatments




Before treatment



After four treatments*

*Case study shows treatment effects on a female suffering from polycystic ovaries



Consultation Procedure

All treatments are carried out by a qualified specialist, who will provide a full consultation prior to any treatment.


The consultation identifies the clients expectations and provides a complete explanation of the treatment.

A medical history is taken to confirm suitability for treatment. If the client wishes

to proceed a written informed consent is obtained and a test patch is performed to confirm there are no adverse skin reactions.



Tel: +44 (0) 1477 536977
Fax: +44 (0) 1477 536978
E-mail: info@lynton.co.uk
Web: www.lynton.co.uk



BRINGING YOU
ADVANCED LIGHT TECHNOLOGY
IN COSMETIC TREATMENTS

Treatment for Unwanted Hair...

...the light source that works!

How does Intense Pulsed Light (IPL) work?

Intense pulsed light systems release precisely controlled strong pulses of filtered light that are absorbed by melanin, the pigment in hair.

This heats up the hair and destroys the cells responsible for hair growth, to achieve long term hair reduction.



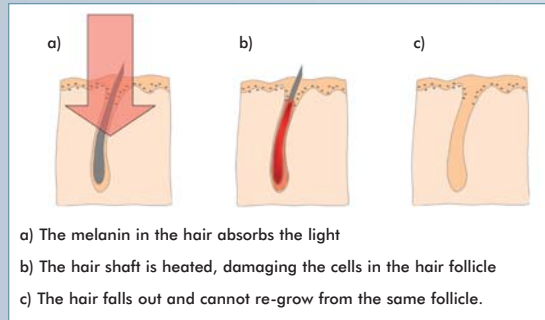
How is the treatment carried out?

You will be asked to put on goggles to protect your eyes.

A layer of chilled gel is applied to the area to guide the light into the skin.

The area will also be cooled to increase comfort during treatment.

The light guide is placed on the skin and a short pulse of light is released, targeting many follicles simultaneously. The applicator is then moved to the neighbouring area of skin and the process is repeated until the entire area is treated. The chilled gel is removed and the area moisturised.



Am I suitable for treatment?


Yes, the ideal patient is fair skinned with dark hair, but there is much evidence to show that through carefully researched settings, results can be achieved for different hair and skin types. The darker the hair, the more easily it is treated, as darker hair contains more melanin it will heat up more

easily. Fairer hair contains less melanin and is harder to treat. Grey/white hair has no melanin so cannot be effectively treated. Due to pigment changes tanned skins should not be treated



How does the treatment feel?

No anaesthesia is required and most patients describe the discomfort as moderate and acceptable. Sensations vary but most describe it as a very short hot pin prick making it the preferred choice for hair removal.



What will I see after the treatment?

The hair follicles are damaged by heat but the hairs remain in the follicles. The hairs fall out after 1-3 weeks as the epidermis renews.

During this period the hairs will seem to 'grow' as they are pushed out by the new epidermis. After treatment the hairs are loose in the follicle and can sometimes be easily pulled out with tweezers.

Are there any side effects?

The skin can become quite red immediately after treatment, however most patients experience no side effects and any skin reaction usually disappears within a few hours. Very rarely hyperpigmentation (darkening), hypopigmentation (whitening) or blistering of the skin may occur, and are usually temporary.

How many treatments are necessary?

Only hair in the active growth stage of the growth cycle is affected, therefore multiple treatments are needed. Treatment is conducted every 2-8 weeks, depending on the site treated, until a satisfactory result is seen. The number of treatments required varies, but typically 6 or more treatments are required for maximum results.

